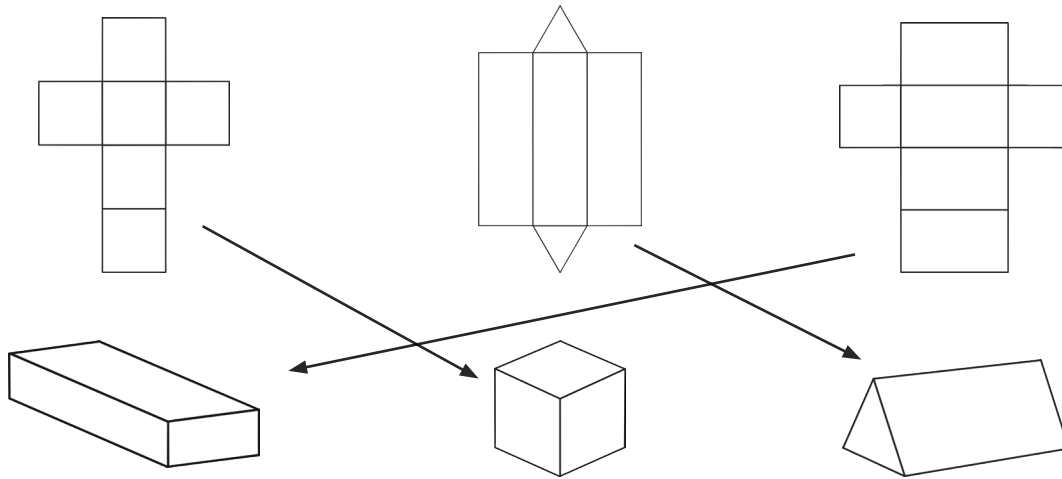
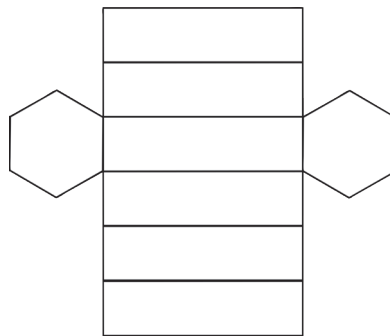




1)



2) Accept any correct answer, for example:



1) Jonah is wrong. He has counted the faces that are visible. The cube model is made up of 8 multilink cubes.




2) Accept any correct answer, for example: It must be a cuboid because a cuboid has rectangular faces. It could be a triangular prism because the sides are rectangular faces. It can't be a square-based pyramid because you would see the apex.

1) Accept any correct answer, for example:



Plan view



Below the 2 red cubes are the 2 green cubes.

Front elevation

